

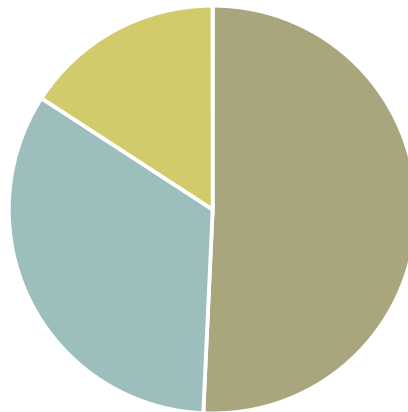
Georgian Bluffs
2020 Draft Budget
January 28, 2020

A look back at 2019...

Georgian Bluffs Residential Tax Rate

	2018	2019	Change
Municipal	0.00544693	0.0056789	4.26% increase
County	0.00359098	0.00357933	0.32% decrease
Education	0.0017	0.00161	5.29% decrease
Total	0.01073791	0.01086823	1.21% increase

2018 Residential Tax Rate



■ Municipal ■ County ■ Education

2019 Residential Tax Rate



■ Municipal ■ County ■ Education

2019 Tax Rate Comparison

2019 TAX RATES						
-----------------------	--	--	--	--	--	--

	GB	OS	Meaford	SBP	Saugeen	Chatsworth
Total Residential Rate	0.01086823	0.01712531	0.01294803	0.01093607	0.01136112	0.01194165
Taxes for assessment of:						
\$100,000	\$1,086.82	\$1,712.53	\$1,294.80	\$1,093.61	\$1,136.11	\$1,194.17
\$200,000	\$2,173.65	\$3,425.06	\$2,589.61	\$2,187.21	\$2,272.22	\$2,388.33
\$300,000	\$3,260.47	\$5,137.59	\$3,884.41	\$3,280.82	\$3,408.34	\$3,582.50
\$400,000	\$4,347.29	\$6,850.12	\$5,179.21	\$4,374.43	\$4,544.45	\$4,776.66
\$500,000	\$5,434.12	\$8,562.66	\$6,474.02	\$5,468.04	\$5,680.56	\$5,970.83

2019 Capital Projects

Accomplishments:

- Road resurfacing completed as per budget
- Orchard Drive and Concession 16
- Inglis Falls Road Engineering and Design- Project moving forward in 2020
- Big Bay Dock repairs- Joint project with Federal government
- New Grader and Loader
- Renovations at Shallow Lake Community Center
- Ice Resurfacer- Finally!
- New signage at municipal facilities

In Progress/Deferred to 2020:

- Recreation master plan- ongoing
- Kemble Drainage- ongoing
- SLCC and Township office digital signs- to be completed by March 31, 2020
- Capital asset condition assessments- to be completed by March 31, 2020
- Engineering for Elm Street- deferred

2019 Assessment Growth

The treasury department processed over 500 tax adjustments in 2019. This includes Supplementals, Omits, Writeoffs, Severances and Consolidations.

2016 CVA at beginning of 2019: \$1,966,243,509
2016 CVA at the end of 2019: \$2,012,555,409
Assessment Growth \$46,311,900

As a result of Assessment Growth, an additional \$222,418.81 of Municipal taxation was collected in 2019 that was not budgeted for.

2019 Municipal tax rate: 0.00567890
2019 Revenue Neutral tax rate: 0.00555034

Assessment Change Summary 2019 to 2020

Assessment Change Summary by Property Class Township of Georgian Bluffs

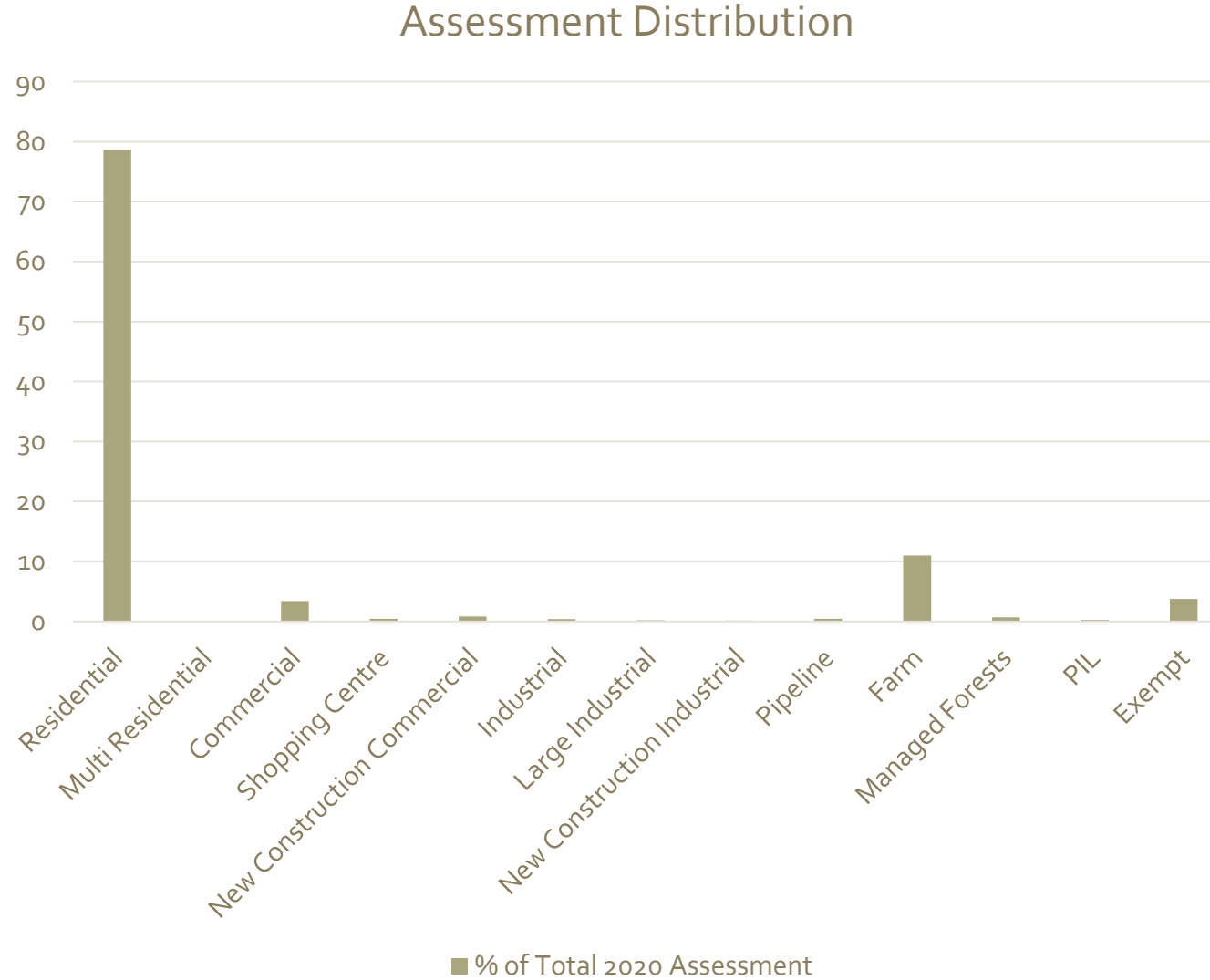
The following chart provides a comparison of the total assessment for the 2016 base year, and a comparison of the assessment change for 2019 and 2020 property tax year by property class.

Property Class/Realty Tax Class	2016 Full CVA	2019 Phased-In CVA	2020 Phased-In CVA	Percent Change 2019 to 2020
R Residential	1,582,395,849	1,560,217,247	1,582,395,849	1.42%
M Multi-Residential	1,405,000	1,397,250	1,405,000	0.55%
C Commercial	68,091,464	67,222,619	68,091,464	1.29%
S Shopping Centre	8,007,896	7,755,950	8,007,896	3.25%
X Commercial (New Construction)	16,235,300	16,125,515	16,235,300	0.68%
I Industrial	7,199,200	7,106,593	7,199,200	1.30%
L Large Industrial	4,023,100	4,022,312	4,023,100	0.02%
J Industrial (New Construction)	2,370,600	2,350,208	2,370,600	0.87%
P Pipeline	8,725,000	8,565,190	8,725,000	1.87%
F Farm	221,250,000	199,688,061	221,250,000	10.80%
T Managed Forests	13,438,800	12,297,984	13,438,800	9.28%
(PIL) R Residential	924,600	885,025	924,600	4.47%
(PIL) C Commercial	3,658,200	3,572,025	3,658,200	2.41%
E Exempt	74,830,400	72,623,830	74,830,400	3.04%
TOTAL	2,012,555,409	1,963,829,809	2,012,555,409	2.48%

Information provided by MPAC. Includes changes in phased in assessment and growth

Note: 2020 is the last year of the 4 year assessment cycle

Distribution of 2020 Assessment



Proposed 2020 Taxes Levied Budget

	<u>2020</u>	<u>2019</u>	Change
Operating Funded by Taxation	\$7,672,048	\$7,387,677	\$284,371
Capital & Enhancements Funded by Taxation	\$2,369,837	\$2,376,519	-\$6,682
Total	\$10,041,885	\$9,764,196	\$277,689 2.84%
Increase in tax levy: 2.84%			
Decrease in Municipal Rate over prior year: 1.72%			
Increase in Municipal Rate over revenue neutral: 0.55%			

The amount of taxation raised in 2020 is budgeted to increase by 2.84%. However, as a result of growth and changes in assessment, the Township's tax rate will actually DECREASE in 2020

Operating Budget

	<u>2020</u>	<u>2019</u>
Total Operating Expenditures:	\$11,218,948	\$10,749,700
Total Operating Revenues:	\$3,546,900	\$3,362,023
Taxes Levied for Operating Purposes:	\$7,672,048	\$7,387,677

Operating Budget Process:

- Provides for normal operating expenditures and revenues associated with the day to day provision of services
- Provides for same service and service levels that currently exist. Changes to service and service levels are identified in the Capital and Enhancements budget. Any significant changes to operating budget over prior year are identified throughout the presentation
- Increases to operating budget needed year over year to account for increase in cost for services we purchase ie. Fuel, Hydro, etc and for cost of living adjustments

Operating Revenues

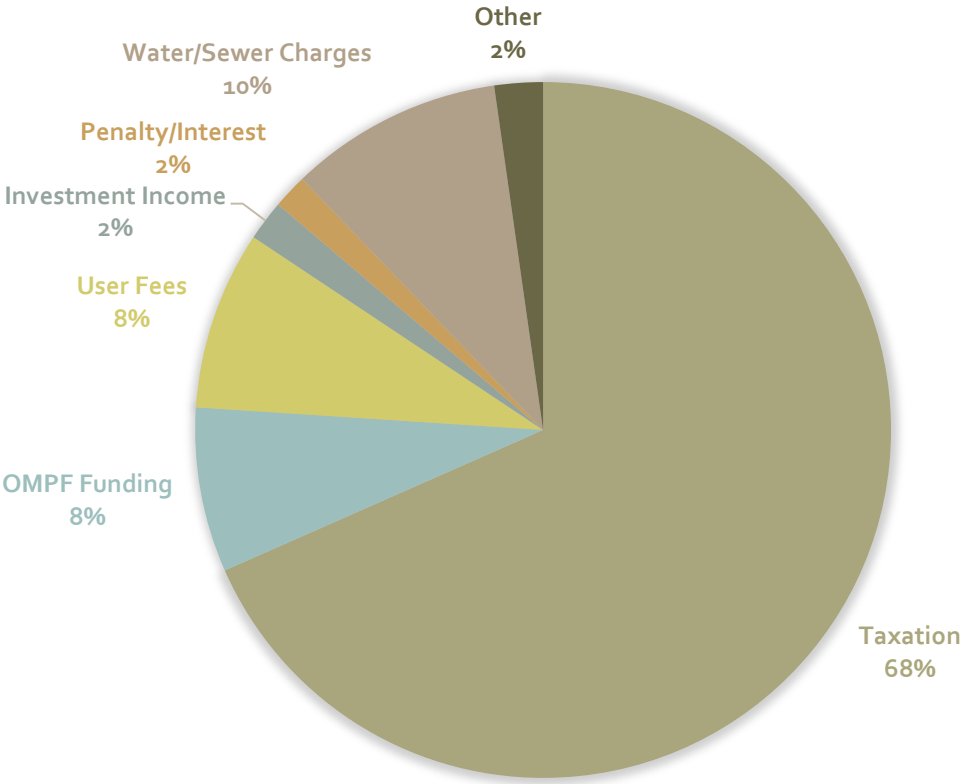
Operating Revenues Consist of:	2020 Budget	2019 Budget	2019 Actual
OMPF Funding	\$858,400	\$843,900	\$843,900
Tax Penalty/Interest	\$180,000	\$200,000	\$166,299
Treasury Fines & Service Charges	\$64,000	\$50,000	\$58,384
Investment Income	\$210,000	\$115,000	\$235,258
Building Department User Fees	\$245,000	\$239,000	\$245,256
Dog Tags	\$26,000	\$30,000	\$18,974
Bag Tag Fees	\$260,000	\$250,000	\$268,954
Recycling Grant	\$97,000	\$90,000	\$70,463
Cobble Sewage Fees	\$100,000	\$75,000	\$136,284
Water Charges	\$1,013,500	\$1,013,500	\$1,390,877
Planning User Fees	\$66,000	\$53,500	\$101,428
Cemetery User Fees	\$73,500	\$60,000	\$71,546
Community Center User Fees	\$198,000	\$190,000	\$221,294
Other	\$155,500	\$152,123	\$1,008,208

Variances in "Other" 2019 budget to actual:

Modernization Grant \$654,000, Big Bay Dock Donation \$70,000, Big Bay Dock Grant \$18,800, Sarawak Family Park Donations \$19,586.

Operating Revenues Breakdown

2020 OPERATING REVENUES BUDGET BY REVENUE STREAM



Insurance

RFT issued in 2019 for Insurance Services. Council approved remaining with Frank Cowan.

2019 Insurance Costs (including airport & non-refundable PST): \$638,500

2020 Insurance Costs (including airport & non-refundable PST): \$642,125

0.57% increase over prior year

Insurance costs allocated to each department

Principal & Interest Payments

	Total 2019	Principal 2020	Interest 2020	Total Budget 2020
Brooke Storm Drain	\$67,249	\$55,000	\$12,500	\$67,500
Airport	\$72,500	\$60,000	\$13,000	\$73,000
Biodigester	\$98,049	\$80,000	\$19,000	\$99,000
Rec Centre	\$56,099	\$43,500	\$13,000	\$56,500
	\$293,896	\$238,500	\$57,500	\$296,000

Comments:

- Brooke Loan Balance @ Dec. 31/19 = \$325,416.83 5.9 years remaining
- Airport Loan Balance @ Dec. 31/19 = \$330,000 5.5 years remaining
- Biodigester Loan Balance @ Dec. 31/19 = \$479,964 6 years remaining
- Rec Centre Loan Balance @ Dec. 31/19 = \$346,666.76 8 years remaining

Salaries & Benefits

Per pay administration policy approved by Council,

Section C- Compensation & Benefits

9. Pay Band Annual Adjustment- Each year on January 1, the entire pay band grid may move up by a percentage using an established formula. The formula to be used is the annual Stats Can Ontario CPI for the 12 months ended October 31 each year.

Any increase is subject to Council approval.

The proposed increase to the Non-Union grid for 2020 is 1.7% as per CPI for the 12 months ended October 31, 2019.

New collective agreement for Unionized employees passed in 2019. Unionized employees received 1.9% increase in July 2019 and will also receive 1.9% in July 2020 as well as July 2021.

Please see enclosed Salaries Analysis for discussion

Council Operating Expenses

	Budget 2019	Actual 2019 to date	Budget 2020
Salary & Meetings	\$204,000	\$203,007	\$207,000
Mileage	\$16,000	\$13,929	\$16,000
Meals & Other Expenses	\$5,000	\$2,831	\$5,000
Conferences	\$21,000	\$20,432	\$21,000
Communications	\$3,750	\$5,422	\$4,900
Donations	\$9,000	\$4,100	\$9,000
Non-Monetary Donations	\$0	\$10,871	
Other	\$1,000		\$1,000
	\$259,750	\$260,593	\$263,900

Comments:

- Salary and per diem meeting rate increases as approved in by-law 2018-086
- New phone plan in 2019, anticipating decrease in communication costs

Administration Operating Expenses

	Budget 2019	Actual 2019 to date	Budget 2020
Salaries & Benefits	\$538,500	\$427,724	\$616,000
Training, Conferences, Mileage & Meals	\$9,500	\$3,800	\$9,000
Corporate Training & Recognition	\$9,000	\$15,016	\$14,000
Computers (Support, Licences & Software)	\$67,500	\$106,997	\$81,000
Office Supplies & Equipment Leasing	\$37,500	\$21,213	\$24,000
Postage & Freight	\$32,000	\$26,370	\$28,000
Telephone	\$4,000	\$11,985	\$4,000
Legal Fees (Including Land Claim & Integrity Comm)	\$85,000	\$159,182	\$258,000
Membership Fees	\$10,000	\$10,060	\$10,000
Insurance	\$130,000	\$135,650	\$128,600
Advertising & Promotion	\$20,000	\$19,316	\$20,000
Other Services	\$17,000	\$21,928	\$21,500
Insurance Claims	\$10,000	\$11,784	\$10,000
Elections	\$10,000	\$230	\$8,000
	\$980,000	\$971,256	\$1,232,100

Comments:

- Land claim legal fees budget increasing from \$25,000 in 2019 to \$200,00 in 2020
- Began emailing tax/water bills in 2019, reducing postage costs
- Bought out Telus cell phones in 2019, moved to Bell for cost savings

Administration 2020 Focus

As per the Township Strategic Plan:

- Deliver effective and cost-efficient services
- Create more accessible meetings to encourage citizen engagement
- Upgrading the audio system in the Council Chambers and establish a system to record and stream Council and Committee meetings
- Records management system

Treasury Operating Expenses

	Budget 2019	Actual 2019 to date	Budget 2020
Salaries & Benefits	\$452,000	\$450,789	\$465,000
Training, Conferences, Mileage & Meals	\$7,500	\$8,598	\$7,500
Audit Fees	\$45,000	\$33,169	\$37,000
Membership Fees	\$3,000	\$2,720	\$3,000
Other Services	\$30,000	\$15,907	\$30,000
Tax Write Offs	\$10,000	\$22	\$5,000
Bank Service Charges	\$7,000	-\$6,453	\$3,500
Other	\$0	\$3,001	\$0
	\$554,500	\$507,752	\$551,000

Comments:

- Audit fees budget reduced to align with actual costs
- Other services are amounts paid to Realtax for tax sale services. This cost is charged back to user
- Bank service charges are in a credit for 2019 as we received a refund for overpaid service charges

2020 Department Focus:

- Promote emailing of tax and water bills
- Asset Management Planning- Condition assessments & defining service levels
- Expand online payment availability

Building, Bylaw & Planning Operating Expenses

	Budget 2019	Actual 2019 to date	Budget 2020
Salaries & Benefits	\$376,000	\$366,576	\$448,000
Training, Conferences, Mileage & Meals	\$9,500	\$8,167	\$9,000
Vehicle Fuel	\$3,000	\$1,699	\$2,000
Materials & Supplies	\$1,000	\$4,235	\$3,500
Legal Fees	\$40,000	\$32,079	\$40,000
Professional Fees	\$2,500	\$1,430	\$4,000
Memberships	\$2,250	\$3,664	\$3,000
Telephone	\$2,000	\$1,384	\$1,500
Insurance	\$12,000	\$11,826	\$12,000
Other	\$500	-	-
	\$448,750	\$431,060	\$523,000

Comments:

- No significant changes except for new planner position

2020 Department Focus:

- Ongoing training to stay abreast of industry changes and for succession planning
- Enforcement practices were improved in 2019. Maintain that working level and continue to develop ratepayer relationships
- Official Plan Update
- Servicing master plan- Sewer

Operations Admin Operating Expenses

	Budget 2019	Actual 2019 to date	Budget 2020
Salaries & Benefits	\$454,500	\$557,310	\$444,000
Training, Conferences, Mileage & Meals	\$12,500	\$13,180	\$12,000
Materials & Supplies	\$2,500	\$1,467	\$2,500
Telephone	\$2,500	\$2,000	\$2,500
Memberships	\$1,500	\$938	\$1,500
Other	\$2,000	\$1,836	\$2,000
	\$475,500	\$576,731	\$464,500

Comments:

- Difference between 2019 budget and actual for salaries and benefits already discussed

2020 Department Focus:

- Cobble Beach sewage line extension & assuming operations
- Various Subdivisions
- Water operator, garbage, and recycling renewals
- Francis Lake Road assumption
- Ongoing road maintenance and infrastructure replacement

Roads Facilities Operating Expenses

	Budget 2019	Actual 2019 to date	Budget 2020
Includes Sarawak, Derby & Keppel Shops			
Hydro & Heat	\$27,000	\$24,054	\$27,000
Water	\$1,500	\$1,387	\$1,500
Material & Supplies	\$8,000	\$14,191	\$10,000
Telephone	\$2,000	\$736	\$0
Insurance	\$51,000	\$51,742	\$52,000
Maintenance & Repairs	\$10,000	\$16,235	\$9,000
	\$99,500	\$108,345	\$99,500

Comments:

- No significant variances

Roads Dept Operating Expenses

	Budget 2019	Actual 2019 to date	Budget 2020
Salaries & Benefits	\$684,000	\$641,042	\$751,000
Training, Conferences, Mileage & Meals	\$5,000	\$12,671	\$9,500
Boot Allowance & Protective Clothing	\$3,700	\$3,594	\$2,500
Insurance	\$195,000	\$195,480	\$196,000
Culverts & Catch Basins	\$19,500	\$17,914	\$20,000
Brushing	\$12,000	\$7,542	\$9,500
Bridges	\$10,500	\$64,589	\$10,500
Debris & Litter	\$0	\$338	
Hardtop Patching	\$65,000	\$75,714	\$65,000
Street Cleaning	\$7,000	\$11,055	\$12,000
Roadside Mowing	\$0		
Roadside Spraying	\$4,000	\$7,542	\$7,000
Grading & Loosetop	\$5,000	\$16,690	\$15,000
Dust Control	\$45,000	\$49,676	\$50,000
Gravel Maintenance	\$100,000	\$146,003	\$100,000
Snow Plowing Contracts	\$110,000	\$82,577	\$110,000
Sanding/Salting	\$110,000	\$36,906	\$110,000
Sidewalks Contracts	\$10,000	\$9,031	\$10,000
Safety Devices	\$22,000	\$10,170	\$12,000
Drainage Misc	\$10,000	\$12,961	\$10,000
Small Tools	\$1,500	\$4,371	\$3,000
Misc Works	\$4,000	\$54,196	\$7,000
	\$1,423,200	\$1,460,060	\$1,510,000

Comments:

- Gravel Maintenance overage due to Concession 16 emergency repairs
- Actual Misc works costs include Streetscan condition assessments paid for by FCM grant

Roads Vehicles Operating Expenses

	Budget 2019	Actual 2019 to date	Budget 2020			
2017 GMC Patrol Truck	\$3,000	\$1,221	\$3,000			
2017 International Plow Truck	\$5,000	\$1,222	\$5,000			
2006 Case Loader	\$3,000	\$93	\$0	Disposed of and replaced		
2013 Chev Silverado	\$3,000	\$4,907	\$3,000			
2012 International Plow Truck	\$5,000	\$19,869	\$5,000			
2006 Volvo Excavator	\$5,000	\$13,162	\$5,000			
2010 Volvo Plow Truck	\$5,000	\$4,513	\$5,000			
2009 Volvo Plow Truck	\$5,000	\$9,426	\$5,000			
2008 CAT Backhoe Loader	\$5,000	\$5,438	\$5,000			
2013 International Plow Truck	\$5,000	\$3,413	\$5,000			
2008 International Plow Truck	\$5,000	\$10,135	\$5,000			
2007 Volvo Grader	\$5,000	\$16,837	\$5,000			
2007 Chev 1 Ton	\$4,000	\$3,608	\$4,000			
2006 International Plow Truck	\$5,000	\$19,693	\$5,000			
2002 International Plow Truck	\$3,000	\$25,438	\$5,000			
1986 Champion Grader	\$5,000	\$0	\$0	Disposed of and replaced		
2015 International Plow Truck	\$5,000	\$2,589	\$5,000			
2015 Kubota Tractor/Attach	\$4,000	\$8,512	\$5,000			
2015 John Deere Backhoe	\$3,000	\$1,169	\$3,000			
2015 Chev Silverado Pickup	\$3,000	\$2,424	\$3,000			
2019 CAT Grader	\$0	\$1,771	\$5,000			
Vehicle Fuel	\$110,000	\$128,000	\$110,000			
Vehicle Materials	\$20,000	\$34,744	\$25,000			
Vehicle Insurance	\$53,000	\$50,237	\$55,600			
Vehicle Licenses	\$15,000	\$15,801	\$16,000			
Vehicle GPS	\$5,000	\$10,365	\$10,000			
	\$289,000	\$394,586	\$302,600			

Garbage & Recycling Operating Expenses

	Budget 2019	Actual 2019 to date	Budget 2020
Landfill	\$41,000	\$26,404	\$25,000
Garbage Collection	\$218,000	\$214,351	\$221,000
Garbage Tipping Fees	\$138,000	\$121,818	\$138,000
Recycling Collection	\$241,000	\$224,170	\$244,000
Hazardous Waste Days	\$12,000	\$12,100	\$11,000
	\$650,000	\$598,842	\$639,000

Comments:

- Landfill costs include annual monitoring fees and insurance premiums
- Garbage collection and recycling collection contracts expire in fall 2020

General Recreation Operating Expenses

	Budget 2019	Actual 2019 to date	Budget 2020
Salaries & Benefits	\$302,000	\$302,879	\$310,000
Training, Conferences, Mileage & Meals	\$4,750	\$2,314	\$6,000
Fuel	\$3,500	\$4,001	\$3,500
Materials & Supplies	\$1,500	\$1,868	\$2,250
Equip/Vehicles Maintenance & Repairs	\$5,500	\$12,501	\$9,000
Telephone	\$750	\$513	\$750
Owen Sound Recreation Subsidy	\$33,500	\$30,171	\$32,250
Keady & Chatsworth Sport Subsidy	\$13,500	\$5,300	\$13,500
Warton Swimming Subsidy	\$3,000	\$3,150	\$3,000
Warton Hockey Subsidy	\$3,000	\$1,800	\$3,000
Rail Trail	\$4,000	\$1,527	\$4,000
Municipal Facilities Insurance	\$6,000	\$6,372	\$6,250
Municipal Facilities Taxes	\$4,000	\$3,978	\$4,000
	\$385,000	\$376,374	\$397,500

Comments:

- Equipment maintenance budget increased for 2020 to reflect actual costs

2020 Department Focus:

- Continue with energy efficiency initiatives
- Continue to improve accessibility and safety at facilities and parks
- Begin to implement initiatives identified in the Rec Master plan

Cemeteries Operating Expenses

	Budget 2019	Actual 2019 to date	Budget 2020
Cemeteries- General Maintenance & Fees	\$2,000	953.1	\$1,000
Big Bay Cemetery- Insurance & Materials	\$3,500	\$1,458	\$3,400
Mount Pleasant	\$18,500	\$29,597	\$34,000
Mount Pleasant- Transfer excess revenue	\$12,500	\$0	\$25,000
Boyd	\$4,500	\$8,634	\$11,400
Oxenden	\$3,000	\$8,246	\$8,850
St. James Cemetery- Insurance & Materials	\$750	\$637	\$650
Jackman Cemetery- Insurance & Materials	\$750	\$812	\$650
	\$45,500	\$50,338	\$84,950

Comments:

- Operating budgets increased in 2020 in anticipation of increased costs associated with new cemetery operator contractor.

Parks Operating Expenses

	Budget 2019	Actual 2019 to date	Budget 2020
Kemble Women's Institute Lookout	\$1,500	\$1,618	\$1,900
Big Bay Dock	\$4,900	\$5,058	\$4,750
Cedar Hill Park	\$2,500	\$1,906	\$2,200
Centennial Park	\$3,000	\$2,101	\$2,200
Balmy Beach Park	\$500	\$160	\$500
Clavering Ball Park	\$2,000	\$1,349	\$1,800
Sarawak Family Park	\$5,000	\$4,631	\$5,000
Tennis Court	\$2,000	\$122	\$2,000
Balmy Beach Ball Diamond	\$5,500	\$5,018	\$5,250
Balmy Beach Boat Launch	\$7,500	\$3,583	\$8,000
Shallow Lake Sport Fields/Ball Diamond	<u>\$4,000</u>	<u>\$5,038</u>	<u>\$5,500</u>
	\$38,400	\$30,583	\$39,100

Comments:

- No significant variances

Municipal Office Operating Expenses

	Budget 2019	Actual 2019 to date	Budget 2020
Hydro & Heat	\$8,000	\$6,309	\$8,000
Water Testing	\$1,750	\$1,738	\$1,750
Service Contracts	\$10,000	\$9,203	\$10,000
Materials & Supplies	\$6,000	\$11,529	\$11,000
Insurance	\$16,000	\$16,038	\$16,000
Snow Removal	<u>\$2,500</u>	<u>\$1,522</u>	<u>\$0</u>
	\$44,250	\$46,339	\$46,750

Comments:

- Service contracts include cleaners, door mats and elevator inspections and maintenance

Derby Community Centre Operating Expenses

	Budget 2019	Actual 2019 to date	Budget 2020
Hydro & Heat	\$8,500	\$7,934	\$8,500
Caretakers	\$9,600	\$9,600	\$9,600
Water Testing	\$1,750	\$1,738	\$1,750
Telephone	\$500	\$432	\$500
Materials & Supplies	\$7,000	\$4,144	\$5,500
Insurance	\$11,500	\$11,502	\$11,750
Snow Removal	<u>\$2,500</u>	<u>\$1,680</u>	<u>\$2,000</u>
	\$41,350	\$37,030	\$39,600

Comments:

- Derby revenues for 2019 are \$8269 for floor rentals and \$4000 for the solar panel lease. The Pioneer Hall had potential revenues of \$9150 for 2019. However, this amount is written off as Council donates use of the space to the Kilsyth Seniors/Pioneers. This leaves total revenues for the derby community center for 2019 at \$12,269.

Kemble Arena Operating Expenses

	Budget 2019	Actual 2019 to date	Budget 2020
Hydro & Heat	\$5,000	\$3,854	\$5,000
Water Testing	\$1,750	\$1,738	\$1,750
Telephone	\$500	\$432	\$500
Materials & Supplies	\$1,500	\$2,359	\$1,500
Insurance	<u>\$11,000</u>	<u>\$10,800</u>	<u>\$10,250</u>
	\$19,750	\$19,183	\$19,000

Comments:

- Revenues for Kemble Arena in 2019 are \$3885.93. This is an improvement over 2018 when revenues totaled \$1845.

Shallow Lake Community Centre Operating Expenses

	Budget 2019	Actual 2019 to date	Budget 2020
Hydro & Heat	\$75,000	\$62,544	\$75,000
Water	\$16,000	\$20,501	\$16,000
Service Contracts	\$10,000	\$14,975	\$12,000
Propane	\$3,000	\$2,103	\$3,000
Telephone	\$1,500	\$2,442	\$500
Materials & Supplies	\$10,450	\$9,161	\$10,750
Insurance	\$40,000	\$40,391	\$41,250
Ice Maching Repairs & Maintenance	\$2,000	\$1,185	\$2,000
Equipment Repairs & Maintenance	\$2,000	\$2,364	\$2,000
Pop purchases	\$2,000	\$1,152	\$1,500
Compressor Room	\$7,500	\$7,340	\$7,500
Building Maintenance	\$3,000	\$3,352	\$3,500
	\$172,450	\$167,509	\$175,000

Comments:

- Revenues for SLCC for 2019 total \$181,147

Other Operating Expenses

	Budget 2019	Actual 2019 to date	Budget 2020
Intertownship Fire Department	\$683,000	\$725,822	\$624,000
Warton Fire Costs	\$75,000	\$75,027	\$77,000
Grey Sauble Conservation Authority	\$180,000	\$180,338	\$185,000
Animal Control & Livestock Claims	\$29,800	\$30,651	\$29,800
Emergency Planning/ Misc Protection	\$6,500	\$10,116	\$10,000
OPP Contract & Police Service Board	\$1,623,000	\$1,627,192	\$1,653,498
Streetlights	\$20,000	\$18,856	\$18,000
Airport	\$403,500	\$516,213	\$402,650
Library	\$335,000	\$338,095	\$352,000
Biodigester	\$110,000	\$60,000	\$60,000
Cobble Sewage	\$75,000	\$129,471	\$100,000
Water	\$1,013,500	\$1,013,500	\$1,013,500
Municipal Drain Maintenance	\$10,000	\$78,840	\$10,000
	\$4,564,300	\$4,804,121	\$4,535,448

Comments:

- Increase Police Service Board budget for 2020, more engaged committee
- Airport over budget in 2019 due to Scheduled service and additional capital projects
- Increase in cobble sewage expense offset by increase in revenue
- Municipal drain maintenance is a timing difference. The work has taken place, but there is a delay in billing it out to assessed parties

2020 Capital & Enhancements

	<u>2020</u>	<u>2019</u>
Total Capital & Enhancements Budget	\$4,746,700	\$3,725,250
Amount funded by Reserves	(\$1,735,000)	(\$764,000)
Amount funded by Grants	(\$641,863)	(\$584,731)
Capital Expenses funded by Taxation	\$2,369,837	\$2,376,519

The capital budget is the Township's plan to purchase, build, maintain, repair and replace assets including infrastructure. Capital assets also directly and indirectly impact the Township's operating budget as funds are needed to cover day-to-day operating expenses associated with the asset.

Please see enclosed Capital & Enhancements package for discussion

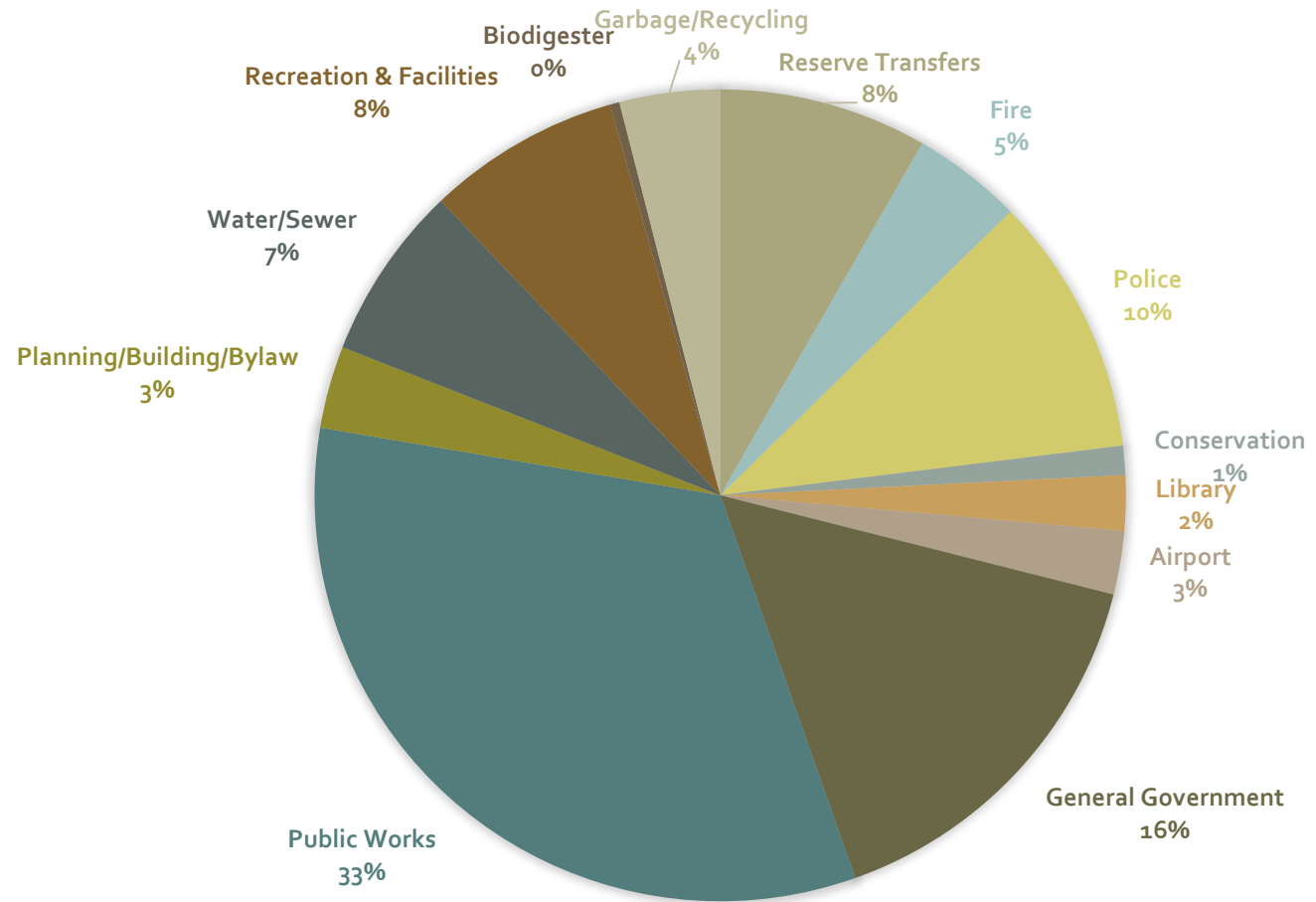
2020 Airport Budget

	<u>2020</u>	<u>2019</u>
Operating Expense	\$562,150	\$456,500
Capital Expense	\$105,000	\$140,000
Airport Generated Revenues	<u>(\$264,500)</u>	<u>(\$193,000)</u>
Amount funded by GB Taxation	\$402,650	\$403,500

Please refer to airport budget package

2020 Expenditures by Services

2020 BUDGETED EXPENDITURES BY SERVICES



Impact on Taxpayers

	2019 Municipal Tax Rate	2020 Proposed Municipal Tax Rate
Assessment	\$306,685.00	\$306,685.00
Municipal Tax Rate	<u>0.0056789</u>	<u>0.00558106</u>
Municipal Taxes	\$1,741.63	\$1,711.63

For a home assessed at \$306,685, the annual municipal taxes will decrease by \$30.

Education rates have been announced and are DECREASING for 2020.

County rates have not been announced to date.

\$306,685 is the 2019 Weighted Median Value of a Dwelling as determined by BMOA Management Consulting Inc's Municipal Study 2019